



TEMPERATURE CONTROL
FOR TODAY & TOMORROW


MITSUBISHI
HEAVY INDUSTRIES

SRK50ZS-WT / SRC50ZS-W

Capacitate nominala de racire: **5.0 KW**



Poze unitate interna si unitate externa



Specificatii

Unitate interna			SRK50ZS-WT
Unitate externa			SRC50ZS-W
Sursa de putere			Monofazic, 220 - 240, 50Hz
Capacitate nominala de racire (Min~Max)		kW	5.0(1.3~5.5)
Capacitate nominala de incalzire (Min~Max)		kW	5.8(1.3~6.6)
Consumul de energie	Racire/Incalzire	kW	1.35 / 1.56
EER/COP	Racire/Incalzire		3.70 / 3.72



TEMPERATURE CONTROL FOR TODAY & TOMORROW



Amperaj maxim			A	14.5
Nivel putere sonora	U.I.	Racire/Incalzire	dB(A)	59 / 60
	U.E.	Racire/Incalzire		61 / 63
Nivel presiune sonora	U.I.	Racire (Hi/Me/Lo/Ulo)		46 / 36 / 29 / 22
		Incalzire (Hi/Me/Lo/Ulo)	46 / 37 / 31 / 24	
	U.E.	Racire/Incalzire	51 / 52	
Flux de aer	U.I.	Racire (Hi/Me/Lo/Ulo)	m ³ /min	12.1 / 9.9 / 7.4 / 5.9
		Incalzire (Hi/Me/Lo/Ulo)		13.9 / 11.2 / 9.1 / 7.4
	U.E.	Racire/Incalzire		32.8 / 32.8
Dimensiuni exterioare	U.I.	Inaltime x Latime x Adancime	mm	290 x 870 x 230
	U.E.			595 x 780(+62) x 290
Greutate neta	U.I. / U.E.		kg	10.0 / 36.0
Refrigerant		Tip/GWP		R32 / 675
Refrigerant		Incarcare	kg/TCO ₂ Eq	1.05 / 0.709
Dimensiuni teava refrigerant		Lichid/Gaz	ø mm	6.35(1/4") / 12.7(1/2")
Lungime teava refrigerant (o directie)			m	Max. 25
Diferenta de nivel suportata		Unitate externa este mai sus/mai jos	m	Max. 15 / Max. 15
Interval de functionare - temperatura exterioara	Racire		°C	-15~46
	Incalzire			-15~24

Datorită politicii de continuă îmbunătățire a produselor, ne rezervăm dreptul de a modifica specificațiile tehnice fără nicio notificare prealabilă.



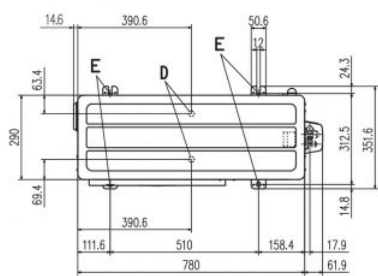
TEMPERATURE CONTROL FOR TODAY & TOMORROW



Filtre		Filtru Antialergeni x 1, Filtru lavabil fotocatalitic si dezodorizant x 1
Clasa energetica (Racire/Incalzire)		A++/A++
SEER		7.00
SCOP (Climat temperat)		4.60
Pdesign (racire/incalzire(@-10°C))	kW	5.00/3.80
Consumul anual de electricitate (racire/incalzire)	kWh/a	250/1158
Performanta in modul Incalzire		Medie

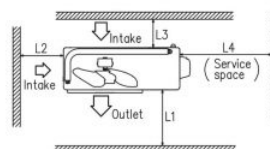
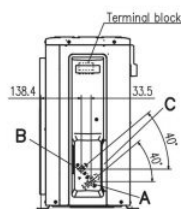
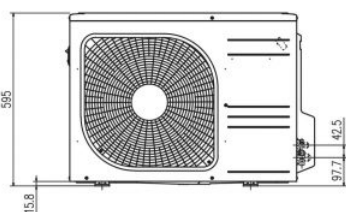
Schema tehnica

SRC50ZS-W,-S SRC25ZMX-S SRC35ZMX-S SRC45ZSP-W,-S



Symbol	Content
A	Service valve connection (gas side) ZMX : φ9.52(3 / 8") (flare) ZS,ZMP : φ12.7(1 / 2") (flare)
B	Service valve connection (liquid side) φ6.35 (1/4") (Flare)
C	Pipe/cable draw-out hole
D	Drain discharge hole φ20×2places
E	Anchor bolt hole M10×4places

Dimensions	Minimum installation space			
	I	II	III	IV
L1	Open	280	280	180
L2	100	75	Open	Open
L3	100	80	80	80
L4	250	Open	250	Open



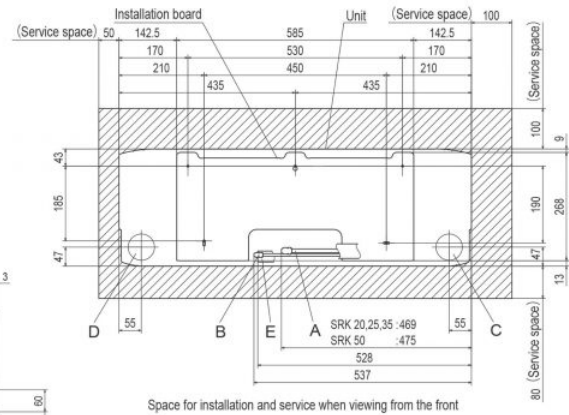
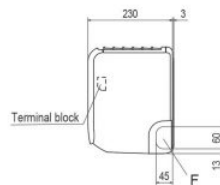
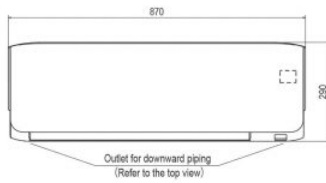
Datorită politicii de continuă îmbunătățire a produselor, ne rezervăm dreptul de a modifica specificațiile tehnice fără nicio notificare prealabilă.



TEMPERATURE CONTROL FOR TODAY & TOMORROW



SRK20ZS-W,-WB,-WT SRK25ZS-W,-WB,-WT
SRK35ZS-W,-WB,-WT SRK50ZS-W,-WB,-WT
SRK20ZS-S,-SB,-ST SRK25ZS-S,-SB,-ST
SRK35ZS-S,-SB,-ST SRK50ZS-S,-SB,-ST



Symbol	Content
A	Gas piping SRK20, 25, 35 $\phi 9.52$ (3/8") (Flare) SRK50 $\phi 12.7$ (1/2") (Flare)
B	Liquid piping $\phi 6.35$ (1/4") (Flare)
C	Hole on wall for right rear piping ($\phi 65$)
D	Hole on wall for left rear piping ($\phi 65$)
E	Drain hose VP16
F	Outlet for piping (on both side)

Datorită politicii de continuă îmbunătățire a produselor, ne rezervăm dreptul de a modifica specificațiile tehnice fără nicio notificare prealabilă.